

Illinois School Health Center Report Card FY 2007

40 out of 50 School Health Centers report the following:

98 schools in 15 counties
78% are in Title I schools
64% are low-income students

8 are in rural communities
9 are in suburban communities
23 are in urban communities

5 serve grades K - 8
25 serve grades 9 - 12
7 serve multiple schools
2 serve the larger community
1 is a mobile van

Enrollment, Users and Total Visits

Enrolled to receive services	78,075
Using services	23,516
Total visits	103,469

Visits by Provider Type

Medical	53,630
Mental Health	9,351
Oral Health	2,191
Group Health Education	38,297

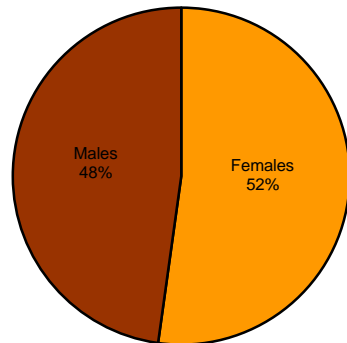
Top Reasons for School Health Center Visits

Health Maintenance/Preventive Services
Reproductive Health
Mental Health
Respiratory Diseases
Symptoms
Injuries

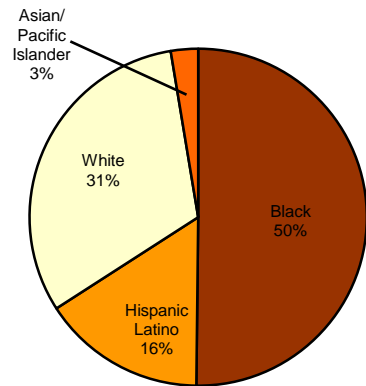
Top Reasons for Mental Health Visits

Attention-Deficit/Hyperactivity Disorder
Depression
Family/Peer Conflict
Behavior Disorders
Posttraumatic Stress/Anxiety Disorders
Academic Issues

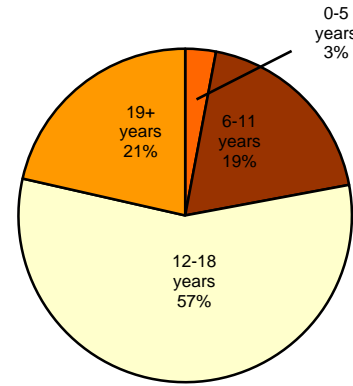
Enrollment by Gender



Enrollment by Race/Ethnicity



Enrollment by Age



Enrollment by Insurance Status

